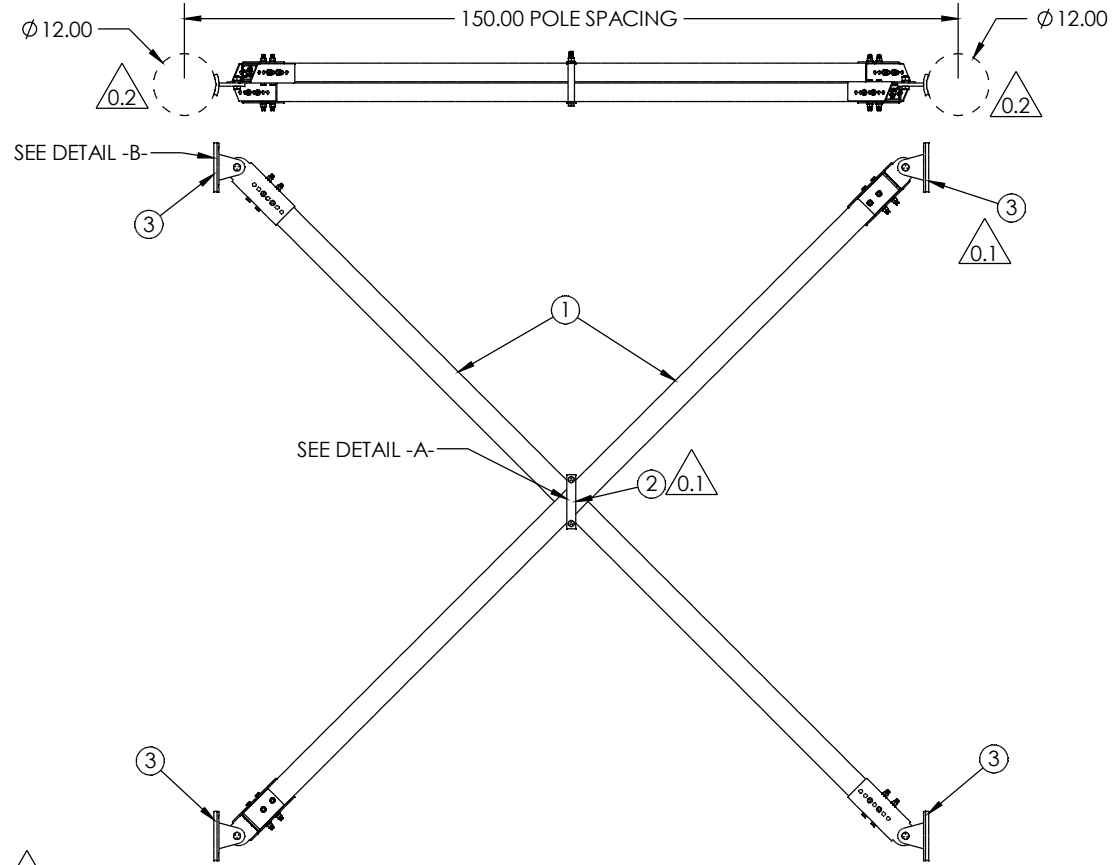
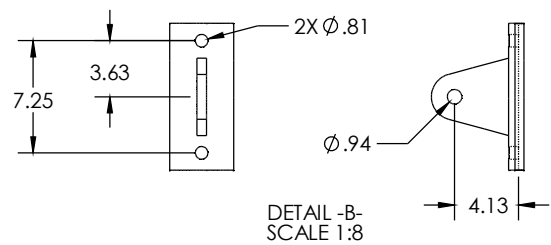
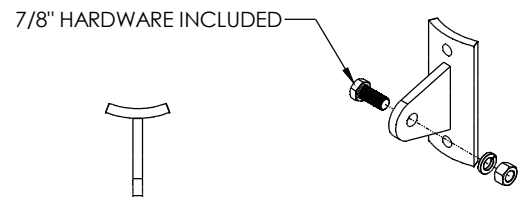
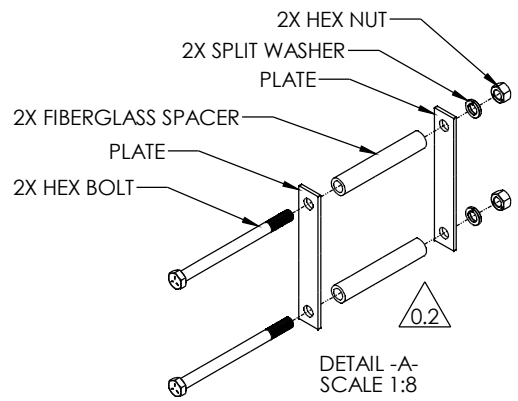


ITEM NO.	PART NUMBER	DESCRIPTION	DESCRIPTION 2	QTY
1	XBR30001500302	X-BRACE ASSEMBLY, SERIES 3000	183.32 in	2
2	BMB-037	HARDWARE KIT, CENTER CLAMP	SD	1
3	BMB-041	HARDWARE KIT, X-BRACE	SD TEE	4

**PUPI**<sup>®</sup>  
www.pupicrossarms.com

REVISIONS			
REV.	DESCRIPTION	DATE	INITIALS
0.1	REPLACE ALL HARDWARE COMPONENTS WITH HARDWARE KITS	2013-12-30	RAF
0.2	REMOVE POLES MAKING ASSEMBLY FLEXIBLE TO FIT MULTIPLE SYSTEMS, UPDATE DRAWING DETAIL, REWORD NOTE #1	2015-08-10	RAF
0.3	UPDATE DRAWING FORMAT	2016-07-15	RAF



0.2 NOTES:  
1. LENGTH OF X-BRACES DESIGNED FOR Ø12.00 STRAIGHT POLES, CUSTOMER TO VERIFY FOR PROPER FIT FOR X-BRACES.

---UNLESS OTHERWISE SPECIFIED--- DIMENSIONS ARE IN INCHES INTERPRET DIM AND TOL PER ASME Y14.5-2009 ANGULAR: MACH ±2° BEND ±2° ONE PLACE DECIMAL ±0.1 TWO PLACE DECIMAL ±0.02	STATE: RELEASED	2016-07-18
	DRAWN: RAF	2013-05-06
	CHECKED: TRB	2016-07-18
	APPROVED: TRB	2016-07-18

**GEOTEK**  
A Whole New World of Composites

1421 SECOND AVE NW  
STEWARTVILLE, MN 55976  
(800) 533-1680  
www.geotekinc.com

PROPRIETARY AND CONFIDENTIAL  
THE INFORMATION CONTAINED IN THIS DRAWING IS THE SOLE PROPERTY OF GEOTEK. ANY REPRODUCTION IN PART OR AS A WHOLE WITHOUT THE WRITTEN PERMISSION OF GEOTEK IS PROHIBITED.

CUSTOMER SIGNATURE: \_\_\_\_\_ DATE: \_\_\_\_\_

THIRD ANGLE PROJECTION

DESCRIPTION:  
**X-BRACE SYSTEM, SERIES 3000**  
150 in

SIZE: DWG. NO. <b>B   XBR3020150SPX2</b>	BEAM COLOR: REV: <b>GRAY 0.3</b>
SCALE: 1:24   WEIGHT: 234 LBS	SHEET 1 OF 1