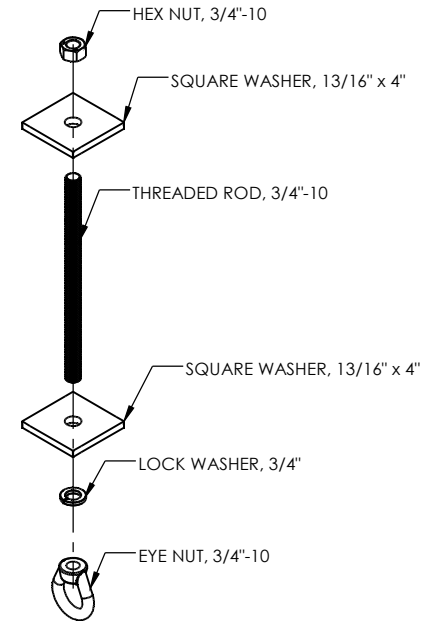
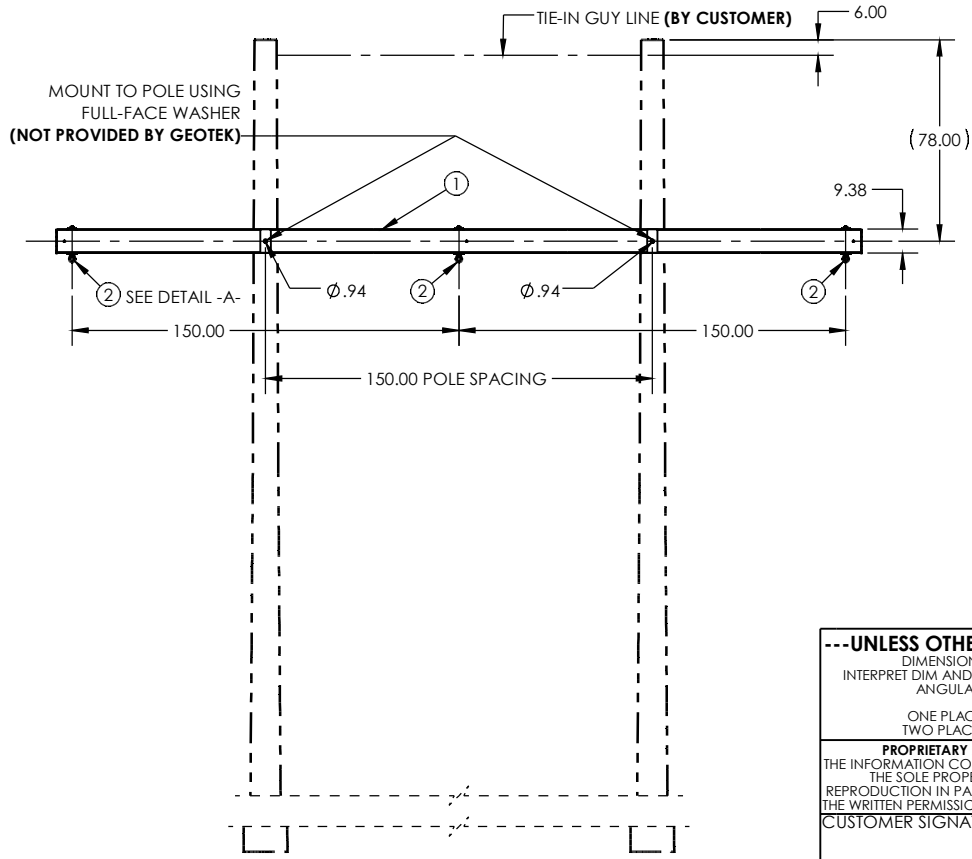
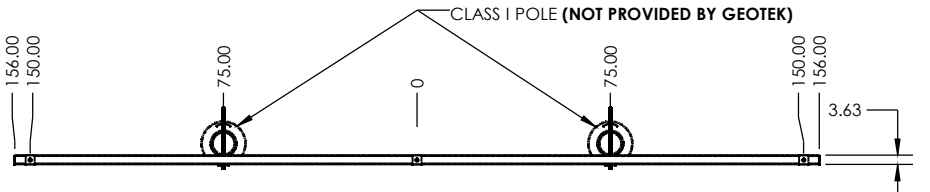


| ITEM NO. | PART NUMBER   | DESCRIPTION                   | Description2   | QTY. |
|----------|---------------|-------------------------------|----------------|------|
| 1        | TX500031255H2 | TANGENT ASSEMBLY, SERIES 5000 | 312 in, RUS 55 | 1    |
| 2        | HDWR-BAEV     | HARDWARE KIT, TANGENT         | EYE NUT, 5K    | 3    |



| REVISIONS |      |                                    |            |          |
|-----------|------|------------------------------------|------------|----------|
| ECO       | REV. | DESCRIPTION                        | DATE       | INITIALS |
|           | 0.1  | CORRECTED LONGITUDINAL LOAD RATING | 2018-06-21 | JCW      |



DETAIL -A-  
HARDWARE KIT: HDWR-BAEV  
SCALE 1 : 6

- NOTES:
- CENTER OF MOUNT HOLE(S) TO HOLE TOLERANCES  $\pm 0.06$
  - ULTIMATE VERTICAL LOAD = 9,500 LBS. PER WIRE, 3 WIRES
  - ULTIMATE LONGITUDINAL LOAD = 5,290 LBS. PER WIRE, 3 WIRES  $\triangle_{0.1}$
  - USE 7/8" HARDWARE TO ATTACH CROSS-ARM TO POLES (NOT SUPPLIED BY GEOTEK)
  - BEAM COLOR: **GRAY**
  - POLES SHOWN FOR ILLUSTRATION ONLY (NOT SUPPLIED BY GEOTEK)

|  |                        |            |
|--|------------------------|------------|
| <p>---UNLESS OTHERWISE SPECIFIED---</p> <p>DIMENSIONS ARE IN INCHES<br/>INTERPRET DIM AND TOL PER ASME Y14.5-2009<br/>ANGULAR: MACH <math>\pm 2^\circ</math><br/>BEND <math>\pm 2^\circ</math><br/>ONE PLACE DECIMAL <math>\pm 0.1</math><br/>TWO PLACE DECIMAL <math>\pm 0.02</math></p> <p>PROPRIETARY AND CONFIDENTIAL<br/>THE INFORMATION CONTAINED IN THIS DRAWING IS<br/>THE SOLE PROPERTY OF GEOTEK. ANY<br/>REPRODUCTION IN PART OR AS A WHOLE WITHOUT<br/>THE WRITTEN PERMISSION OF GEOTEK IS PROHIBITED.</p> | STATE: RELEASED        | 2018-11-27 |
|  | DRAWN: JCW             | 2018-05-21 |
|  | CHECKED: JCW           | 2018-06-21 |
|  | APPROVED: NDH          | 2018-11-27 |
| CUSTOMER SIGNATURE:  | THIRD ANGLE PROJECTION | DATE:      |

1421 SECOND AVE NW  
STEWARTVILLE, MN 55976  
(800) 533-1680  
www.geotekinc.com

|                                     |                                     |              |
|-------------------------------------|-------------------------------------|--------------|
| DESCRIPTION:<br>TRANSMISSION SYSTEM |                                     |              |
| SIZE: DWG. NO.<br><b>B S100270</b>  | BEAM COLOR: REV:<br><b>GRAY 0.1</b> | SHEET 1 OF 1 |
| SCALE: 1:48   WEIGHT: 187.30 LBS.   |                                     |              |